


VALENCIA
RITERIUM
 3RD EDITION


04/JUNIO/2016
 PARQUE DE LA CANALETA (MISLATA)



 655 626 074 - 691 203 617

 INFO@DORSAL1.ES

 WWW.DORSAL1.ES



Prueba AMATEUR

ORGANIZA




CRONOMETRA



www.dorsal1.es

POS.	Dorsal	Nombre	Equipo	Sexo	Salida	VT 1	VT 2	VT 3	VT 4	VT 5	VT 6	VT 7	VT 8	T.Oficial	Diferencia	Ritmo
1	36	PARRA SANCHEZ, FRAN	@VELO_BR8S	M	5.7	2:50.5	2:46.8	2:42.4	2:55.4	2:49.7	2:56.7	2:50.4	2:39.9	22:37.8	-	38,3 km/h
2	16	SEGUÍ PRUÑONOSA, VÍCTOR	INDEPENDIENTE	M	6.3	2:49.0	2:47.6	2:45.1	2:53.0	2:50.3	2:56.4	2:49.5	2:40.5	22:38.2	00:00,4	38,3 km/h
3	72	RUBIALES BALBAS, DANIEL	CYCLES HILL	M	5.0	2:48.3	2:48.3	2:44.7	2:54.5	2:49.3	2:57.1	2:48.6	2:42.4	22:38.7	00:00,9	38,3 km/h
4	42	VAN XANTEN CALLEJA, MIKE	VELOCYCLESREW X FIXEDLAN	M	3.5	2:49.5	2:48.3	2:44.9	2:54.5	2:50.5	2:56.0	2:49.5	2:42.7	22:39.8	00:02,0	38,3 km/h
5	46	PALOMO SANZ, SERGIO	FRYBIKES TEAM	M	7.8	2:51.6	2:38.3	2:51.7	2:54.1	2:51.9	2:52.8	2:49.2	2:42.5	22:40.4	00:02,6	38,3 km/h
6	48	FORTES BUENDÍA, JUAN MANUEL	INDEPENDIENTE	M	3.7	2:53.3	2:47.0	2:45.5	2:53.5	2:50.9	2:53.2	2:50.1	2:44.1	22:41.6	00:03,8	37,89 km/h
7	59	ORTEGA YAÑEZ, BRUNO	INDEPENDIENTE	M	2.7	2:54.0	2:44.0	2:50.6	2:54.8	2:50.2	2:53.6	2:49.5	2:42.3	22:41.8	00:04,0	37,89 km/h
8	81	OLIVA TOLEDO, JAVIER	DE QUE BIKES	M	5.7	2:57.5	2:46.2	2:44.5	2:50.7	2:47.7	2:57.7	2:50.1	2:41.5	22:42.0	00:04,2	37,89 km/h
9	9	MARTINEZ TERRADEZ, VICTOR	DE QUE BIKES	M	4.7	2:53.2	2:46.1	2:41.0	2:57.0	2:50.8	2:55.5	2:49.7	2:43.6	22:42.0	00:04,2	37,89 km/h
10	82	KLARA, LEVENTE	CYCLE ME HOME VERYVERY PR	M	5.9	2:49.9	2:47.0	2:46.9	2:52.5	2:51.0	2:54.5	2:49.6	2:45.3	22:42.9	00:05,1	37,89 km/h
11	69	GIL ESCUDERO, DAVID	PC MISLATA	M	8.8	2:51.7	2:46.9	2:45.3	2:53.4	2:49.5	2:52.5	2:47.9	2:47.1	22:43.6	00:05,8	37,89 km/h
12	11	ANNONI, MARCO	INDEPENDIENTE	M	6.6	2:53.3	2:47.5	2:36.8	2:56.0	2:51.6	2:56.5	2:48.0	2:47.1	22:43.7	00:05,9	37,89 km/h
13	45	REVILLA MADRIDANO, IVÁN	LAMONA BIKES	M	5.2	2:52.1	2:47.6	2:46.5	2:55.1	2:50.5	2:52.1	2:49.7	2:45.0	22:44.3	00:06,5	37,89 km/h
14	80	GELLETTI, BRUNO	BRAIN DEATH CYCLING	M	4.2	2:53.4	2:49.0	2:46.4	2:51.2	2:50.1	2:55.7	2:48.8	2:45.8	22:44.9	00:07,1	37,89 km/h
15	78	LORENZO ROMANO, JULIAN	INDEPENDIENTE	M	2.4	5:41.7	0.0	2:47.0	2:56.1	2:52.6	2:58.0	3:07.3	2:54.6	23:20.1	00:42,3	37,11 km/h
16	1	RAMIREZ NANDO, CARLOS	DE QUE BIKES	M	3.0	2:49.5	2:49.2	2:43.8	2:54.6	2:50.1	2:56.6	3:18.9	2:54.2	23:20.2	00:42,4	37,11 km/h
17	7	SAEZ VICENT, LUIS	DE QUE BIKES	M	2.1	2:52.8	2:51.3	2:50.1	3:00.7	2:57.5	2:57.5	2:55.8	2:52.4	23:20.6	00:42,8	37,11 km/h
18	17	BALLARIN CASARES, FABIAN	WHEEL SPIN	M	3.1	2:56.4	2:50.0	2:52.7	2:59.1	2:55.2	2:56.0	2:55.8	2:52.4	23:20.9	00:43,1	37,11 km/h
19	68	STAGG, JOEL	SUERTE O MUERTE	M	7.2	2:56.7	2:49.4	2:49.7	2:58.9	2:52.5	2:58.1	2:57.5	2:51.5	23:21.8	00:44,0	37,11 km/h
20	19	PÉREZ PUIG, MIGUEL ÁNGEL	INDEPENDIENTE	M	7.4	2:55.3	2:48.6	2:50.6	3:00.3	2:53.7	2:56.9	2:56.5	2:52.9	23:22.5	00:44,7	37,11 km/h





Prueba AMATEUR

ORGANIZA



CRONOMETRA



www.dorsal1.es

POS.	Dorsal	Nombre	Equipo	Sexo	Salida	VT 1	VT 2	VT 3	VT 4	VT 5	VT 6	VT 7	VT 8	T.Oficial	Diferencia	Ritmo
21	35	LOMBARDO, RODRIGO	CHEBICI TEAM	M	5.2	2:59.6	2:50.1	2:47.5	2:56.9	2:56.4	2:55.9	2:58.1	2:52.7	23:22.7	00:44,9	37,11 km/h
22	32	MOLINA MONCAYO, GUSTAVO	KRN BIKES	M	5.1	2:52.0	2:48.1	2:45.2	2:56.1	2:50.4	3:00.6	3:07.4	3:03.3	23:28.6	00:50,8	36,73 km/h
23	12	FERNANDEZ, PEDRO	INDEPENDIENTE	M	4.5	2:54.0	2:48.0	2:46.1	3:09.3	2:58.7	3:04.6	3:04.3	3:02.5	23:52.4	01:14,6	36,36 km/h
24	66	SOTO, MATEO	APINYO FAVELA FRAMA	M	9.2	2:52.2	2:50.0	2:53.3	2:55.7	2:58.1	3:02.1	3:08.7	3:04.7	23:54.5	01:16,7	36 km/h
25	15	VÁZQUEZ BLASCO, PACO	TEAM FX BIKE	M	7.0	2:55.4	2:49.5	2:50.8	6:10.1	3:09.5	0.1	3:05.9	2:56.1	24:04.7	01:26,9	36 km/h
26	34	GONZALEZ ALEJO, ALEXIS	INDEPENDIENTE	M	7.1	2:58.2	2:50.1	2:54.2	3:02.3	3:06.7	3:05.2	3:04.8	3:01.0	24:10.1	01:32,3	35,64 km/h
27	8	LÓPEZ PAU, OLIVER	DE QUE BIKES	M	8.2	2:54.3	2:51.9	2:55.7	3:01.6	3:06.0	3:06.4	3:03.8	3:05.0	24:13.3	01:35,5	35,64 km/h
28	10	TONDO TONDO, ESTEVE	INDEPENDIENTE	M	8.6	2:53.8	2:51.8	3:04.0	3:11.5	3:14.4	3:17.7	3:15.6	3:13.7	25:11.5	02:33,7	34,29 km/h
29	44	CUETO VEGA, SARA	BIVELÓ	F	4.4	2:52.3	2:51.5	3:01.6	3:00.1	3:09.0	3:24.0	3:25.5	3:23.8	25:12.5	02:34,7	34,29 km/h
30	23	TERCERO MERINO, SERGIO	GLOBER FIXIE BIKES	M	5.7	2:55.3	2:52.1	2:59.5	3:14.3	3:17.0	3:18.5	3:15.0	3:20.0	25:17.8	02:40,0	34,29 km/h
31	14	MARTINEZ GOMEZ, NICOLAS ADAMO	INDEPENDIENTE	M	2.5	2:52.2	2:53.1	3:06.2	3:17.0	3:21.8	3:22.9	3:15.7	3:13.5	25:25.3	02:47,5	33,96 km/h
DNF	22	MENDUIÑA DURÁN, ANTÓN	FIXED&SINGLE	M	3.2	2:52.0	2:47.1	2:45.5	3:12.9	2:56.0	2:55.1	2:56.6		0:20:25.2		
DNF	77	PAGE, DOMINIC	INDEPENDIENTE	M	9.8	3:25.8	3:15.0	3:11.2	3:08.1	3:10.7	3:16.3			0:19:27.1		
DNF	18	VILANOVA FERNÁNDEZ, JORGE	INDEPENDIENTE	M	7.6	2:58.1	3:07.2	3:18.6	3:21.2	3:25.6	3:23.8			0:19:34.5		
DNF	47	CASANOVA CORDERO, JORGE	DANDY HORSE CAFE	M	8.9	3:04.5	3:13.2	3:26.8	3:21.3	3:23.4	4:05.2			0:20:34.4		
DNF	6	LÓPEZ ROS, MARCOS	DE QUE BIKES	M	6.1	2:52.1	2:46.1	2:48.1	4:32.0	3:24.2				0:16:23.5		
DNF	52	SALVADOR SANCHEZ, VICENTE	INDEPENDIENTE	M	9.1	3:04.3	3:13.5	3:25.9	3:22.1	3:23.7				0:16:29.5		
DNF	21	FARABELLO, MARIELA	INDEPENDIENTE	F	3.2	2:52.1	2:48.2	2:44.4						0:08:25.7		
DNF	74	HERNANDEZ GONZALEZ, ANTONIO AGUSTIN	INDEPENDIENTE	M	4.0	2:51.1	2:47.4	2:48.1						0:08:27.6		
DNF	83	CURTO MARTINEZ, GABRIEL	DE QUE BIKES	M	5.8	2:53.2	2:46.7							0:05:40.9		

